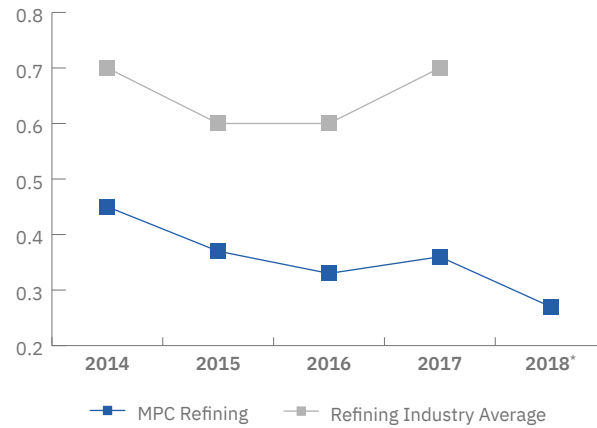


MPC Health and Safety

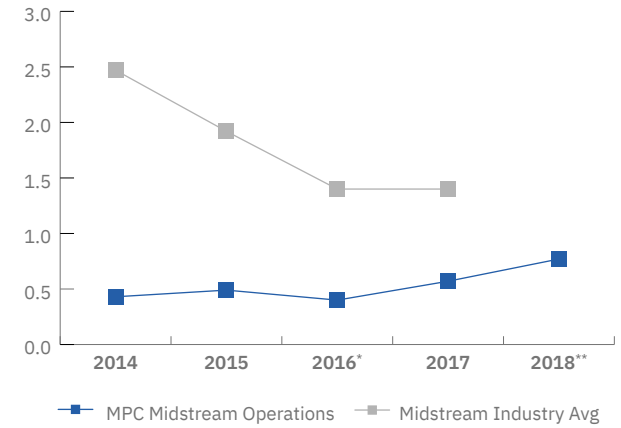
Our vision is for every employee and contractor at our facilities to go home injury free every day. Health and safety are therefore built into our daily work, whether in office buildings, at refineries and terminals, on marine vessels or in vehicles.

REFINING SAFETY PERFORMANCE*



*Safety performance is based on the OSHA Recordable Incident Rate for the refining industry. The industry average source is the Bureau of Labor Statistics and data is not yet available for 2018. Legacy Andeavor refineries are included, beginning with 2018 data.

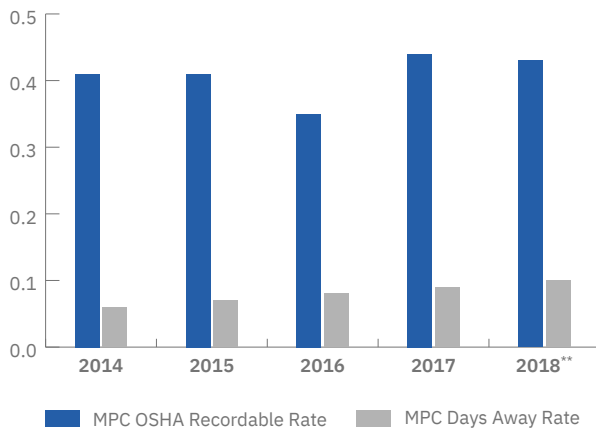
MIDSTREAM SAFETY PERFORMANCE



*MPLX Gathering and Processing included, beginning with 2016 data.
** Andeavor Logistics assets are included, beginning with 2018 data.

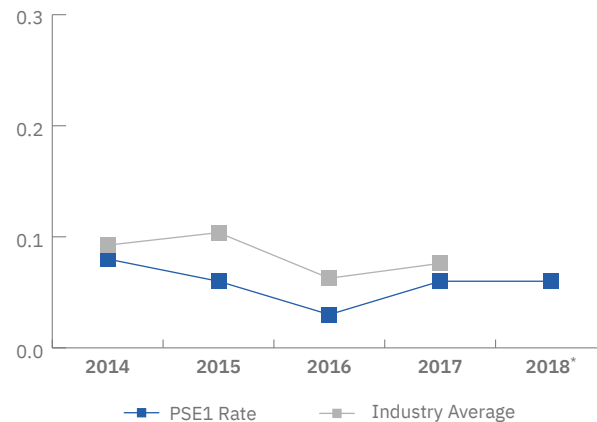
Safety performance is based on the OSHA Recordable Incident Rate for the midstream oil and gas industry. The industry average source is the Bureau of Labor Statistics, and data is not yet available for 2018. MPC Midstream Operations include MPLX and Andeavor Logistics, beginning with 2018 data.

MPC EMPLOYEE AND CONTRACTOR SAFETY*



*Our Speedway brand convenience stores are not included
**Acquired legacy Andeavor refining and logistics assets are included, beginning with 2018 data (excluding Marketing)

MPC TIER 1 PROCESS SAFETY EVENT RATE



*Legacy Andeavor assets are included, beginning with 2018 data. The industry average source is the American Fuel and Petrochemical Manufacturers. 2018 industry data is not yet available.

MPC TIER 2 PROCESS SAFETY EVENT RATE

