

## MYAPPS DESCRIPTION

MyApps is a web-based solution that allows users to access MPC content from any computer. You can use MyApps to access virtualized applications or a Windows PC using My Virtual Desktop.

### From a Windows or Mac Computer

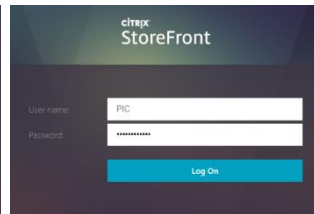
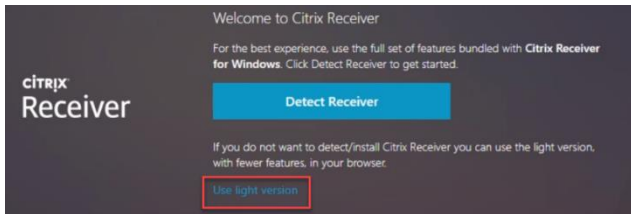
1. Open the web browser **Internet Explorer, Chrome, Edge, Safari, etc.**
  - a. Microsoft Authenticator or an RSA token will be required to sign in on non-MPC devices. To enroll in Authenticator, please visit the instructions found [HERE](#). Once enrolled, continue following the steps below.

2. Go to the following address: <https://myapps.marathonpetroleum.com/>

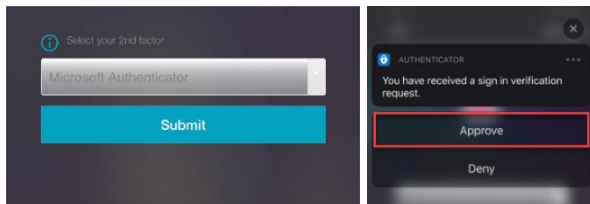
3. **When using an MPC Computer connected to the Marathon Network**, your credentials will automatically be validated | **Log On** | Skip to Step #6

4. If prompted, use **Light Version** | Enter your username (**PIC**) and **password** | **Log On**


**Note:** Using a microphone or camera will require Citrix Receiver to be installed and **Detect Receiver** to be used instead of Light Version. Light Version is not recommended for conference calls.



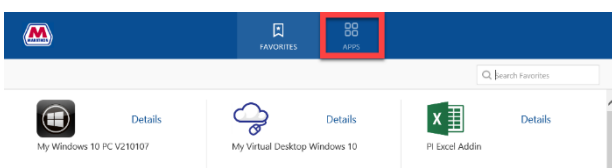
5. **Microsoft Authenticator** | **Submit** | **Approve the Mobile Authentication Request**



6. A list of available virtual applications for your account will be shown | **My Virtual Desktop Windows 10**



7. To access other available applications, click the **Apps** tab at the top of the page.



To access the MPLX G&P (Legacy MarkWest) Citrix site, from My Virtual Desktop open Internet Explorer and then goto <https://secure.markwest.com>